

## **Services for young people: Joint Commissioning Strategy 2012-15**

### **Introduction:**

This strategy delivers on the commitment in the Corporate Plan, during 2011/12, to redesign the way in which youth services are delivered to ensure young people have the opportunity to be active citizens through participating in community activities.

This document is one of the council's first Intelligent Commissioning strategies. It has been produced with young people and our partners and staff and is based on an assessment of need and analysis of current services.

The strategy sets the outcomes we want for young people and how we will work together to commission and deliver the services to achieve them as part of the city's Sustainable Community Strategy and the council's Corporate Plan.

The Intelligent Commissioning approach to services for young people has already made a difference:

- a new Joint Commissioning Board for services to young people is in place
- a city council Facebook page is responding to the request by young people for better information about the services and opportunities available to them
- all youth work providers now use the same data base to produce regular performance reports against outcomes
- young people have directly shaped the Equality Impact Assessment for this strategy and a participatory budgeting project is underway
- local providers have updated and are consulting on a youth work curriculum which will support a new 'menu' of youth work interventions

### **Executive Summary:**

A Joint Strategic Needs Assessment found very positive youth services that are valued by young people, their families and communities and are delivered by a skilled and committed workforce. The assessment also found:

- Young people are unclear about what is on offer and services vary between different parts of the city.
- Too many young people need specialist services without having received support from open access or targeted youth work or youth provision.
- Although there is good research evidence to validate open access and targeted youth work and youth provision, it is difficult

to assess the impact and comparative value for money of services commissioned from the council's delivery unit and external providers.

Stakeholder discussions and joint working during the review identified the outcomes we want for young people. They are to create:

- A city where teenage years are safe and rewarding, and where young people are supported to achieve their full potential; where
- Family and community stability is improved through early intervention services that enable parents, carers and young people to develop their relationships and behave in a responsible way.
- The resilience of young people, especially those who are vulnerable or at risk, is improved through advice and targeted early intervention services that increase their confidence, self-esteem, motivation and also their ability to communicate and deal with conflict, adversity and the challenges of adult life.
- Young people have the opportunity to be active citizens, participate in community activities and shape the services that affect their lives so that values, expectations and responsibilities are shared and understood.
- Young people are able to enjoy their leisure time, using the opportunities on offer through open access youth provision and cultural, sports and other positive activities across the city, so that they are inspired and challenged.

As a result this Commissioning Strategy proposes to:

- Jointly commission services for young people, taking full advantage of the council's transformation programme, intelligent commissioning and partnerships.
- Commission integrated youth work and youth provision, enabling providers to collaborate even more closely to deliver services that are accessible to all young people and also address the needs of those who are vulnerable or at risk.
- Empower young people to engage with their communities and to shape the services that affect their lives.
- Procure services in a fair and consistent way, monitoring all providers to ensure services are effective, evidence based and value for money.

## **Section 1: Services for Young People Review and Joint Strategic Needs Assessment.**

Appendix 1 describes the process of the Youth Review, how we involved young people and other stakeholders and how we carried out the Youth Joint Strategic Needs Assessment (Youth JSNA).

The full Youth JSNA is available at: [Youth Service JSNA 2011](#). In summary it found:

### Population profile and summary of needs and activity:

The Office of National Statistics estimates that in Brighton and Hove there are 18,000 young people aged 13-18 (Youth JSNA Chapter 4 pp 23-27). Of that population:

- 3,333 live in one of the 20% most deprived Lower Super Output Areas (LSOA) in England;
- Around 9% are from the Black Minority and Ethnic community;
- 3,200 young people (13-24) are a part of the lesbian, gay, bisexual and transgender (LGBT) community;
- Between 1,299-3,787 children 0-19 have a disability and the number of young people 19-25 with a disability is in the range of 835 – 1,523
- 395 are young carers;
- 711 are not in education, employment or training (NEET);
- 27% of secondary school children have a special educational need
- 1 in 10 children between 5 and 15 have a mental health issue
- 200 were First Time Entrants into the Criminal Justice system.
- 34% of pupils in year 10 have tried substances and 49% drink alcohol;
- 163 were in the substance misuse specialist treatment service (RU-OK?);
- 1 in 10 pupils in year 10 are in a sexual relationship;
- 147 are teenage parents, and 75% of them are NEET;

### Service Mapping:

A service mapping exercise was undertaken with the core youth work providers in the city, including the council's youth service and local community and voluntary sector organisations i.e. Brighton and Hove Youth Service; Brighton Youth Centre; Crew Club; Hangleton and Knoll Project; Sussex Central YMCA; Turnerland; Deans Youth Project; Trust for Developing Communities; and the Young People's Centre.

Profiles were created on the basis of information provided by each organisation identifying their aims, objectives and activities. Activity level information was mainly taken from the Aspire data base. Staffing information was updated in July 2011. Some organisations amended their profiles with their own monitoring data (see Appendix 1 p.22 Provider Questionnaires). The profiles can be accessed at: [Brighton and Hove Youth Service Profile 2011 12](#)

[Brighton and Hove CVS Youth Projects 2011 12](#)

During the process of the Youth Review and Youth JSNA it became clear that youth work and youth provision should be set in the context of the wider or universal services for young people i.e. sports, leisure, and cultural activities; extra curricular activity in schools; the work of community organisations, uniform and faith groups; and services provided by the voluntary, independent and commercial sectors.

As a result a set of contextual city-wide maps has been created which can be found at:

[Community Centres and Local Activities Map](#)

[Cultural Group and Services Map](#)

[Educational Services Map](#)

[Faith Uniform and other Groups Map](#)

[Sports and Leisure Map](#)

[Youth Centres and Youth Services Map](#)

Resources:

The resources available to the council to commission and provide youth work and youth provision 2010-12 are:

	<b>2010/11</b>	<b>2011/12</b>
Council core budget	1,126,565	938,630
External Grants (the Early Intervention Grant in 2011/12)	1,042,550	623,000
Total	2,169,115	1,561,630
Funding for open	1,019,484	848,656

access youth work and youth provision		
Funding for targeted youth work and youth provision	1,149,631	<b>712,974</b>
% of funding to council Youth Service	77%	<b>74%</b>
% of funding to community and voluntary sector providers	23%	<b>26%</b>

Members of the Youth Services Joint Commissioning Board estimate the following resources were available in 2011/12 to commission services for young people:

<b>Area</b>	<b>Budget 2011/12</b>
<b>Culture and Arts</b>	<b>180,000</b>
	<b>718,800</b>
<b>Teenage Pregnancy</b>	<b>190,500</b>
<b>Health Promotion (Public Health)</b>	<b>552,600</b>
<b>Children's Mental Health and Disability</b>	<b>98,000</b>
<b>Young Carers</b>	<b>33,000</b>
<b>HIV Prevention</b>	<b>35,000</b>
<b>Take Part</b>	<b>-</b>
<b>Sports facilities*</b>	<b>192,656</b>
<b>Substance misuse</b>	<b>1,185,654</b>
<b>Housing</b>	<b>952,450</b>
<b>Community Safety</b>	

<b>Community Engagement</b>	<b>400,000</b>
<b>Youth Crime Prevention (inc 100,000 specialist parenting and preventive initiatives in schools)</b>	<b>350,000</b>
<b>Total</b>	<b>4,888,660</b>

\* It is not possible to differentiate between adult/young people investment or costs

Community and Voluntary youth work providers submitted the following information about resources available to the sector in 2010/11 including funding drawn down from external or national funding sources.

<b>CVS Providers with BHCC Children's Services contracts</b>	<b>2010/11</b>
<b>Brighton Youth Centre</b>	<b>£45,000</b>
<b>Crew Club</b>	<b>£142,900</b>
<b>Hangleton and Knoll</b>	<b>£378,937</b>
<b>Sussex Central YMCA</b>	<b>£195,700</b>
<b>Tarnerland</b>	<b>£48,561</b>
<b>The Trust for Developing Communities</b>	<b>£55,400</b>
<b>The Deans Project</b>	<b>£205,626</b>
<b>Young People's Centre</b>	<b>£47,500</b>
<b>Total</b>	<b>£1,119,624</b>

Service take up:

Chapter 5 of the Youth JSNA (pp 38-43) provides a breakdown of the take up by young people of youth work and youth provision provided by the council and local community and voluntary sector organisations. The data has been taken from the Aspire data base and from and surveys of young people. The Youth JSNA notes:

'A Youth Service Data Review involved an analysis of youth service data extracted from the caseload management system (Aspire) since it was deemed to offer the best source of information on the take up of youth services. However, the review highlighted areas of concern about the quality and validity of the data. As a result it has been difficult to demonstrate that youth services are always consistently and effectively matched to the needs of young people'. (Youth JSNA p.5).

On the basis of the available information the Youth JSNA found:

- 3,179 individual young people used one of the youth services provided or fully/partly commissioned by the council of those 2,882 were aged 13-18 and 357 were 19-25
- Of the total number of actual contacts (24,301) 37% are by females and 63% are by males – compared to a 50/50 gender split for the total 13-18 population
- Of the 3,179 service users only 1,002 (30%) live in one of the areas identified as being in the 20% most deprived in England
- Young people from the BME community, who made up 3%-16% of all contacts, made up 9% of the study population. Youth centres in the East area were less likely to have attendees from the BME community.
- Analysis of service take-up by other significant groups of young people, such as those from the LGBT community or those with disabilities, was not possible because the information was not available
- Only 15.4% of the total 13-18 population attended youth work or youth provision compared to the national benchmark target of 25%
- Only 7.5% of young people attended 4 or more times, and so met the national standard to be defined as participants – below the national benchmark target of 15%
- 52% of participants gained a recorded outcome to show that they had improved their skills. The target rate is 60%. There were a few differences by gender and ethnicity: males tended to get more outcomes than females (56% compared to 44%); 11% were from the BME community.
- 20% of participants gained an accredited outcome to show that their skill improvement had led to a recognised qualification. The target rate is 30%. Again, there were a few differences by gender and ethnicity: males tended to get more outcomes than females (59% compared to 41%); 15% were from the BME community.

### Young People at Risk

Two factors have been used to determine the level of risk in the 13-19 population: the total number of young people living in a defined area of the city, and the number of those considered to be at risk of poor outcomes because they have at least one of the following characteristics i.e. they are

- Teenage parents or pregnant teenagers: 182
- Known to substance misuse services: 192
- First Time Entrants into the Criminal Justice system: 410
- Not in employment education or training: 503
- Living in one of the top 20% most deprived LSOA: 3,540

This snapshot data indicates a total number of young people at risk in the city to be 4,144 which is a rate of 29 per 100 of the total population 13-18. This highlights established differences between the West and East of the city (see Appendix 3 for detailed city and neighborhood profiles) i.e.

- a total number of young people at risk in the West of 1,929 and 2,215 in the East
- a total population distribution of 10,064 in the West and 3,993 in the East
- a risk rate per 100 of the total population of 19 in the West and 55 in the East

#### Youth JSNA: findings and assessment:

##### Responding to the views of young people:

There are a range of issues set out in the reports of the young people's consultation exercises. Commissioners and providers must ensure they take into account the views of young people when planning services for the future. For example that:

- Young people are included in how centres are run, right down to employment of staff across the system
- Young people are encouraged to do new things they wouldn't usually do.
- Services are advertised in a variety of ways which and encourage non-service users.
- Young people feel safe to share and discuss opinions.
- Young people know where to get advice and support to address their needs.
- There are a range of times and days for different age groups including activities at the weekend and later in the evening.
- Equipment used is up to date and environments are attractive to young people.

##### Matching needs and services:

Service mapping exercises show that a range of good and effective services are delivered in Brighton & Hove.

However, taking into account the data quality issues and while fully recognising the obvious popularity with young people of some services, it has been difficult to demonstrate that services are always



consistently and effectively matched to the needs of young people. Specifically:

- Youth provision has, understandably, developed on a pragmatic and often local basis, reflecting factors such as the commitment of local communities, volunteers and professionals or the availability of external funding as well as the level of available council funding. As a result the availability of open access and targeted services across the city is variable.
- Only one third of young people living in disadvantaged areas access the services initially reviewed as part of the Youth JSNA. Profiles of young people attending those services vary considerably and referral pathways to targeted / specialist services are sometimes unclear; and as a result
- Services are not always matched effectively to the needs of the most vulnerable young people

#### Information and communication:

The Youth JSNA and benchmark and evidence reports (see Appendix 1 p. 24 'What Works') identified a range of positive activities for young people in Brighton and Hove that are valued by young people, their families and communities and are delivered collaboratively by a skilled and committed workforce.

However,

- Young people reported that they often had only a partial picture of the range of activities and services available either in their local communities or, more often, as a whole across the city. This lack of awareness was sometimes also reported by staff themselves.
- Although there are some good sources of information, these are not always easily accessible to young people, or to some front line practitioners. Although often effective, the use of new media such as social networking sites are neither used consistently nor well coordinated across the city.

#### Performance management and funding:

A caseload management system, Aspire, is in place and there has been a programme of training and capacity building for all providers including front line managers and staff. Some organisations also maintain supplementary management and information systems so that, with the data from Aspire, the council has been able to meet government requirements for reporting on contacts and outcomes.

Providers, from across the council and the local community and voluntary sector, have worked together effectively to make good use of local resources and successfully draw down external funding

from central government and other sources such as the National Lottery.

However,

- There are significant gaps in data collection, reporting and analysis. There is evidence of a variable capacity and commitment to this area of the work. Most significantly, not all contracts include the requirement for performance monitoring and reporting beyond recording positive activity targets.
- Similarly, financial data is not collected consistently and this has made unit costing and comparative evaluations of provider impact difficult.
- Funding arrangements for the provision of youth services by the council and by community and voluntary sector are complex (reflecting the previous national grant regime and creative local arrangements to drive forward the children and young people's trust service integration agenda). As a result council core funding and different sources of external funding have been used interchangeably to fund council in-house provision and external community and voluntary sector providers. Many have found these arrangements confusing.
- Local community and voluntary sector organisations report that external funding, often essential to financial stability, can distort the focus of some provision.

#### Youth JSNA: recommendations

##### Responding to the views of young people:

- Commissioners should ensure this information is built into future delivery arrangements and should work with providers to establish appropriate organisational arrangements such as young people's forums or advisory committees for all youth services.
- Commissioners should ensure that the voice of young people shapes the delivery of youth work provision and is connected to the Youth Council to support its wider role across the city.

##### Matching needs and services:

- Commissioners should consider how resources are managed across the city to improve accessibility and connection to other related services, to increase early identification, to support the most vulnerable young people and ensure value for money.

##### Information and communication:

- Commissioners should consider how the full range of services available to young people in the city can be understood and communicated.

### Performance management and funding:

- Commissioners should ensure that funding arrangements are clear and that consistent outcomes-based performance management arrangements are introduced into the commissioning, procurement and quality assurance of youth service provision.
- Commissioners should ensure that the management information system is fit for purpose in showing the distance travelled for young people as a result of a youth work intervention.

### Final phase of the Youth Review:

The Youth JSNA recommendations shaped a draft commissioning strategy which was subject to extensive consultation between August and December 2011 including:

- posting on the council's consultation portal
- independent review and analysis of consultation results by Brighton University
- meetings with council and community and voluntary sector managers and front line staff
- two meetings of a Panel convened by the Children and Young People's Overview and Scrutiny Committee
- two meetings of the Community and Voluntary Sector Children's Network
- participation by young people in the Equality Impact Assessment of the draft commissioning strategy

As a result significant changes have been made to the final strategy set out in this document to give priority to:

- Balancing mainstream neighborhood based services with dedicated provision for young people who are from black and minority ethnic communities, who are lesbian, gay, bisexual or transgender or who have a disability or special educational needs.
- Providing early help to young people who use or are referred to specialist services without having received support from open access or targeted youth work or youth provision.
- Recognising that although there is good research evidence to validate open access and targeted youth work and youth provision, it is difficult to easily or accurately assess the impact and comparative value for money of local services commissioned from the council's delivery unit and external providers – including measurement of 'distance travelled' by individual young people as a result of participating in youth work and youth provision
- Taking a co-production approach to enable local youth work providers to collaborate and develop innovative delivery

arrangements including a shared curriculum and consistent service standards

- Strengthening governance arrangements fully to engage young people in the design, delivery and review of services and enable them to engage with their communities

## Section 2: Outcomes for young people

A fundamental purpose of the Youth Review and JSNA process is to set the outcomes we want for young people. The following outcomes are the result of stakeholder discussions and joint working during the review and joint needs assessment process. They are:

An overarching outcome to create:

- A city where teenage years are safe and rewarding, and where young people are supported to achieve their full potential.

Where:

- Family and community stability is improved through early intervention services that enable parents, carers and young people to develop their relationships and behave in a responsible way.
- The resilience of young people, especially those who are vulnerable or at risk, is improved through advice and targeted early intervention services that increase their confidence, self-esteem, motivation and also their ability to communicate and deal with conflict, adversity and the challenges of adult life.
- Young people have the opportunity to be active citizens, participate in community activities and shape the services that affect their lives so that values, expectations and responsibilities are shared and understood.
- Young people are able to enjoy their leisure time, using the opportunities on offer through open access youth provision and cultural, sports and other positive activities across the city, so that they are inspired and challenged.

To achieve its outcomes the strategy must achieve a balance between:

- Making the best use of the city's resources for all of our young people; and
- Meeting our particular responsibility for vulnerable children and young people including those who are:
  - Affected by child poverty and inequality.
  - At risk of harm or neglect, or the impact of teenage pregnancy, offending and substance misuse.
  - Disabled, have special educational needs or emotional or mental health difficulties.
  - From black and minority ethnic communities.
  - Lesbian, gay, bisexual or transgender.
  - Young carers.
  - Not in education, employment or training.
  - Looked after by the local authority.

To do this the council and out partners are committed to:

- Creating opportunities, raising aspirations and achievement, building resilience and providing sustainable support to young people, their families and communities
- Providing opportunities for young people to form relationships with youth workers and to take part in a variety of learning opportunities provided through youth work such as centre based activities, outreach/mobile, group work, 1:2:1, residential experiences, trips and outdoor activities.
- Treating young people as an important group of residents and ensuring young people and their parents are aware of the full range of cultural and other opportunities available to them.

Fundamental to these outcomes for young people is the strategic direction and priorities set by the council's Corporate Plan and the city's Sustainable Community Strategy. Specifically:

Tackling Inequality: ensuring that all of our children and young people have the best possible start in life, so that everyone has the opportunity to fulfil their potential, whatever that might be, and to be happy, healthy and safe.

Engaging people who live and work in the city: enabling young people to have an active role in the services that affect their lives, their communities and the city they live in. and recognising the significant value and benefit that the Community & Voluntary Sector provides to our city.

In forming these outcomes, and the commissioning strategy that will deliver them, careful consideration has been given to statutory duties, policy guidance and professional standards (see Appendix 1).

Particular attention has also been given to key national policy reviews:

- [Early Intervention: The Next Steps.](#)
- [Munro Review of Child Protection.](#)
- [Annual Report of the Director of Public Health, Resilience, Brighton and Hove 2011.](#)
- [Marmot Review, Fair Society, Healthy Lives'.](#)
- [Services for young people: Select Committee Report.](#)
- [www.education.gov.uk/positiveforyouth.](http://www.education.gov.uk/positiveforyouth)

### **Section 3: Services for Young People - Joint Commissioning Strategy**

Section 1 summarised what needs to be done to achieve the outcomes and aspirations described in section 2. This section sets out an innovative strategy to meet that challenge by:

1. Jointly commissioning services for young people, taking full advantage of the council's transformation programme, intelligent commissioning and partnerships.
2. Commissioning integrated youth work and youth provision, enabling providers to collaborate even more closely to deliver services that are accessible to all young people and also address the needs of those who are vulnerable or at risk.
3. Empowering young people to engage with their communities and to shape the services that affect their lives.
4. Procuring services in a fair and consistent way, monitoring all providers to ensure services are effective, evidence based and value for money.

#### **1. Joint Commissioning of Services for Young People**

A Joint Commissioning Board for services for young people has been established to:

- Connect the city's wider offer to young people to open access youth work and youth provision, working with and influencing educational, cultural and commercial providers to build the networks, shared values and co-operative relationships that underpin the city's social capital
- Connect specialist services to targeted youth work and youth provision, providing early help to reduce the need for specialist services while supporting young people who do need to access that provision
- Coordinate the commissioning and consistent procurement and performance management of services for young people to maximise impact on outcomes and ensure value for money, aligning or pooling funding where possible.

- Work with providers to implement consistent workforce development plans that set minimum standards and promote continuing professional development.

Membership of the Board includes: commissioners for Youth, Teenage Pregnancy and Substance Misuse, Disabled Children and Child and Adolescent Mental Health Services, Culture, Sports and Leisure and Community Safety; a representative of Head Teachers, the Post 16 Development Manager, the People and Place Coordinator, the Public Health Development Manager and the Sergeant for Strategic and Neighborhood Policing Support

To support the Joint Commissioning Board Appendix 2 sets out:

- A joint commissioning framework for services for young people
- An integrated care pathway - Supporting Families in Brighton and Hove
- A baseline summary of current joint commissioning activity and investment that provides the wider context for youth work and youth provision

## **2. Commissioning Integrated Youth Work and Youth Provision:**

The Joint Commissioning Board will have an overview of all services for young people. Within that overview the council's Children's Commissioning Unit will be responsible for commissioning open access and targeted youth work and youth provision delivered by the council's Youth Service and community and voluntary sector organisations.

Commissioners will:

- Connect open access youth work and youth provision to the city's wider offer to young people
- Connect targeted youth work and youth provision to specialist services for young people, where possible providing early help to prevent the need for referral
- Balance mainstream neighborhood based services with dedicated provision for young people who are from black and minority ethnic communities, who are lesbian, gay, bisexual or transgender or who have a disability or special educational needs.
- Co-produce innovative delivery arrangements with local youth work providers
- Assess the impact and comparative value for money of services commissioned from the council's delivery unit and external providers – including measurement of 'distance travelled' by individual young people as a result of participating in youth work and youth provision



Commissioned services will make a significant impact at 3 points on the children's integrated care pathway (Appendix 2):

- Strengthening community assets: supporting the city's universal provision and the social capital that underpins it
- Prevention: supporting the preventive strategies which build the resilience of families to enable them care for their children, and the resilience of young people to enable them to make positive choices about their lifestyles
- Early Intervention: providing early help to young people identified as being vulnerable or at risk and therefore likely to need specialist level 3 services

Commissioners and providers will 'co-produce' delivery arrangements for youth work and youth provision through:

- An independently facilitated process involving the council's youth service and current external providers to develop proposals for mainstream neighborhood services
- Collaborative meetings between commissioners and advocacy and/or provider organisations for young people who are from black and minority ethnic communities, who are lesbian, gay, bisexual or transgender or who have a disability or special educational needs.

This approach will enable:

- Commissioners to strategically target resources, while ensuring open access youth work and youth provision is available across the city.
- Providers to work together to make the best use of available resources and local intelligence about vulnerable young people
- Commissioners and providers to work with young people to enable them to have an active and positive role in their local communities; and

A critical part of the co-production process is to establish responsibility for the leadership, coordination and governance of youth work and youth provision for both mainstream neighborhood and specialist city wide provision. That leadership role will include:

- Provision of information and advice to help young people to access the city's inclusive universal services and open access youth centres, especially opportunities that are open to all but only available in one location.
- Delivery of inclusive open access youth work and youth provision in local areas including centre based, advice, outreach and detached work.

- Delivery of targeted youth work and youth provision in local areas and for young people who are from black and minority ethnic communities, who are lesbian, gay, bisexual or transgender or who have a disability or special educational needs.
- Signposting specialist services or directly supporting individual young people to access those services

To support co-production, procurement and performance management Appendix 3 sets out detailed city and neighborhood profiles and performance frameworks.

### **3. Empowering young people:**

Empowerment of young people is the principle that drives this strategy. Commissioners and providers will:

- Support and develop arrangements for engaging young people including: the Youth Council, local Youth Forums, groups such as the Looked After Children's Listen Up Group, the Aiming Higher Advisory Group for young people with a disability and specialist community and voluntary sector youth organisations and School and College councils.
- Build the findings of the Youth JSNA into future delivery arrangements and relevant compacts, contracts, grant funding arrangements and participatory budgets
- Establish governance structures that engage young people in the design, delivery and review of services and enable them to participate in their communities
- Take forward learning from the youth participatory budgeting pilot to strengthen young people's impact on decision making, commissioning and service delivery.

To support empowerment and engagement Appendix 4 sets out a preliminary governance framework for services for young people.

### **4. Procurement and performance management:**

This commissioning strategy requires the transformation of youth work and youth provision, as well as significant change across universal services for young people. To achieve this safely there will need to be a transitional period to ensure services are not disrupted – especially during Easter and summer holiday periods.

Two initiatives have been put in place to manage this transitional period alongside the new Joint Commissioning Board:

- **Project Management and development of funding agreements:**  
A short life project group is managing the implementation, procurement and performance management processes. The group brings together the council's legal, procurement, financial and project management expertise as part of the council's approach to Intelligent Commissioning. This includes exploration and development of flexible arrangements for funding agreements which will be compliant with procurement regulations, consistent with the principles of intelligent commissioning and will reflect national good practice
  
- **Co-production:** The council has recently been awarded Breakthrough Project status by the Local Government Association's 'Local Government Leadership Centre'. As part of a national initiative this project will fund an independent broker to work with community and voluntary sector providers and the council's youth service to 'co-produce' proposals to deliver the commissioning intentions set out in Section 3 'Commissioning Integrated Youth Work and Youth Provision'. A parallel process, facilitated by council officers, will take place with providers of specialist equalities services. Both co-production processes will comply with and develop the tools and frameworks set out in the appendices to this strategy i.e.:
  - Appendix 2: Joint commissioning framework; Integrated care pathway; Baseline summary of commissioning activity and investment;
  - Appendix 3: Neighbourhood and city profiles and performance frameworks
  - Appendix 4: preliminary governance framework
  - Appendix 5: Preliminary funding agreement timeline

## Appendix 1: Services for Young People Review and Joint Needs Assessment

### **Review Participants:**

The review has had different participants during its three phases:

The initial consultation and needs assessment was coordinated by a Joint Steering Group which was also responsible for engaging and involving young people in the process - see [Youth Service JSNA 2011](#), for details of Young People's Reference and Focus Groups.

Name and role	Organisation
Sally Wadsworth – Head of Strategic Commissioning	(Chair)
Kerry Clarke – Strategic Commissioner (Youth, Teenage Pregnancy, Substance Misuse)	Children's Services
Chris Parfitt – Manager Integrated Youth Support Service	Children's Services
Philip Ward – Manager Integrated Youth Support Service	Children's Services
Jess Wood – Project Director Allsorts Youth Project	Community and Voluntary Sector Forum Representative
Darren Snow – Manager Crew Club	Community and Voluntary Sector Forum Representative
Sam Warren – City Neighbourhood Coordinator	City Council – Communities and Equalities Team.
Tina Owen – Participation Team Manager	Children's Services
Gary Rolf – Youth Worker	Woodingdean Youth Centre; supporting young people
Ben Glazebrook – Project Manager Impact Initiatives	Community and Voluntary Sector Forum Representative
Sue Barnes – Development Worker Children Can Do Novas Scarman Group	Community and Voluntary Sector Forum Representative
Nicky Cambridge – City Council People and Place Coordinator	Communities and Equalities Team

2. From January 2011 the review has been coordinated by a Youth Review Partnership Group involving both commissioners and providers.

Name and role	Organisation
Steve Barton – Lead Commissioner (Chair)	Children, Youth and Families Commissioning Team, BHCC
Kerry Clarke – Strategic Commissioner (Youth, Teenage Pregnancy, Substance Misuse)	Children, Youth and Families Commissioning Team, BHCC
Chris Parfitt – Youth and Connexions Service Manager	Council Children and Families Delivery Unit
Philip Ward – Youth and Connexions Service Manager	Council Children and Families Delivery Unit
Jess Wood – Project Director Allsorts Youth Project and CVS rep	Community and Voluntary Sector Forum Representative
Ben Glazebrook – Project Manager Impact Initiatives and CVS rep.	Community and Voluntary Sector Forum Representative
David Higgins – Young Carers Project Manager and CVS rep.	Community and Voluntary Sector Forum Representative
Paula Murray – Lead Commissioner for Culture	City Council
Gayle Fagan – Head Teacher Patcham House School	Schools Head representative
Hayden Stride – Head Teacher Longhill School	Schools Head representative
Lydie Lawrence – Public Health Development Manager	Public Health - Children and Young People's Lead
Linda Beanlands – Commissioner Community Safety	City Council
Peter Castleton – Sergeant Strategic and Neighbourhood Policing Support Brighton and Hove Division	Sussex Police
Janita Bagshaw – Head of Royal Pavilion and Museums	City Council

Michael Nix – Post 16 Development Manager	City Council – Schools, Skills and Learning
Sam Warren – City Neighbourhood Coordinator	City Council Communities and Equalities Team
Ian Shurrock – Commissioner for Sports and Leisure	City Council
Sally McMahon – Head of Libraries	City Council

3. From July 2011 separate Partnership and Joint Commissioning Groups were established to oversee the final consultation process, establish new partnership, provider and governance arrangements and commence joint commissioning.

**Review Process:**

**Engagement of young people:**

Two groups of young people, from a range of backgrounds, carried out consultations and evaluations of statutory and voluntary youth services across the city. Each service was reviewed against the Quality Standards for Positive Activities framework (DCSF, March 2010) and then RAG rated according to performance.

One group of young people carried out consultations with these local authority youth groups: Whitehawk Youth Centre, 67 Centre, Hollingdean Dip, Patcham Youth Centre, Portslade Village Centre and Hangleton Youth Centre, (Brighton Young Voices, 2010).

A separate group of young people carried out consultations with eight organisations from the 3rd sector: Brighton Youth Centre, Sussex Central YMCA, Hangleton and Knoll Project, Allsorts, Young People's Centre, Crew Club and The Deans Youth Project. The services were chosen to focus not only on universal services, but also those working with young people from protected groups or those with additional needs (Young People's Reference Group, 2010).

Using the Aspire database young people aged 13-19 were sent a text inviting them to fill in an online survey giving their views on the current youth service. Contact was made in this way to ensure that all young people could give their opinion, including those who do not use youth centres at all or regularly. Information from this group of non users gives a valuable insight into service gaps and the extent to which the current youth offer matches what young people want or need. Service providers under review also promoted the survey to try to maximise the number of young people taking part.

Young people have also been fully involved with the Equality Impact Assessment of the draft strategy which was the subject of public consultation during August and September 2011.

**Provider questionnaires**

Providers of the nine youth services under review were asked to complete a questionnaire on the aims and objectives of the services they offer, the programme of activities, staffing and funding. Providers were also asked to check and comment on the accuracy of the data that was extracted from the Aspire database for the purpose of the review. As the scope of the Youth Service Review widened to include protected groups and those with additional needs, information about service provision and profiles of the young people they work with were also requested from: Allsorts, Safe and Sorted, Targeted Youth Support, Youth Advice Centre, Sussex Central YMCA Youth Work Programme, Young People's Centre (for Targeted Teenage Pregnancy Work), 180 Detached Project, Black Minority Ethnic Young People's Project and organisations which work with young people who have a disability. The results were turned into profile reports available at: [Brighton and Hove Youth Service Profile 2011 12](#)

#### [Brighton and Hove CVS Youth Projects 2011 12](#)

#### Stakeholder Views

Stakeholder meetings were held throughout the Youth Service Review to give providers the opportunity to give feedback on the process and to give an insight into the needs of the young people that they work with. Stakeholders were also invited to attend a youth service review challenge event where they were asked to feedback on the process to date.

A draft commissioning strategy was released for consultation between August and December 2011 including:

- posting on the council's consultation portal
- independent review and analysis of consultation results by Brighton University
- meetings with council and community and voluntary sector managers and front line staff
- two meetings of a Panel convened by the Children and Young People's Overview and Scrutiny Committee
- two meetings of the Community and Voluntary Sector Children's Network
- participation by young people in the Equality Impact Assessment of the draft commissioning strategy

#### **Joint Strategic Needs Assessment:**

The full Youth JSNA is available at: [Youth Service JSNA 2011.](#)

#### Youth JSNA Methodology:

Youth service activity data was extracted from the Aspire caseload information system to assess what 13-19 year olds were being offered by youth clubs over the 2009/10 financial year. The primary aim of the data analysis was to find out the following:

- The number of hours of non-physical activities provided against a target of 2-5 hrs per week. This includes activities which help young people's personal, social, spiritual, creative, innovation and enterprise and study skills for example.
- The number of hours of physical activities provided against a target of 2-5 hrs per week. This includes activities which involve participating in sports such as football, aerobics and dance.
- The proportion of young people in the 13-18 population who contacted a youth service against a target of 25%. This is called the reach and can be monitored to ensure that a sufficient amount of opportunities are on offer for young people.
- The number of young people in the 13-18 population who contacted a service four or more times and therefore was defined as a participant in youth work against a target of 15%. How often young people use the same youth centre is a good indication of the extent young people incorporate youth work activities into their lives.
- The proportion of participants in youth work who gained a recorded outcome against a target of 60%.
- The proportion of participants in youth work who gained an accredited outcome against a target of 30%.
- The data was also used to look at the location of services in relation to where young people aged 13-25 live. Comparisons of the profile of attendees were made to the general population in terms of age, gender and ethnicity to establish if any groups were over or under-represented in youth work activities.

#### Scope:

The nine services included within the review were:

The Council Youth Service, delivered from the following points: 67 Centre, Hangleton Youth Centre, Hollingdean Project, Patcham Youth Centre, Whitehawk Youth Centre, Portslade Village Centre; and the Brighton Youth Centre, Crew Club, Hangleton and Knoll Project, Sussex Central YMCA, Turnerland, Trust for Developing Communities, Deans Youth Project, Young People's Centre.

A drawback of using the data from the Aspire database is that it does not provide information about activities young people are taking part in outside of youth clubs. For example, through extended schools, sports and leisure centres libraries or museums. To gauge what else is on offer around the city for young people, a service mapping exercise was carried out. Various directories of young people's services were used to collate information about what



activities 13-18/25 year olds can participate in and what services were available for those with additional needs or from protected groups. The directories used were from the IYSS (Things To Do and Places To Go For Young People In Brighton & Hove), the Family Information Service (FIS), the community & voluntary sector organisations in Brighton & Hove (Services for Children and Young People), Active for Life and extended school services.

[Community Centres and Local Activities Map](#)

[Cultural Group and Services Map](#)

[Educational Services Map](#)

[Faith Uniform and other Groups Map](#)

[Sports and Leisure Map](#)

[Youth Centres and Youth Services Map](#)

#### What works?

On the basis of local and national benchmarking evidence and the views of young people and other stakeholders in Brighton and Hove the Youth JSNA identified 'what works' for each stakeholder group (see [Directory of Principles Best Practice and Evidence of Effective Practice 28-10-2011](#) and [Positive Activity Outcomes Mapped Against Evidence](#)).

#### For all young people:

- Activities that are affordable, enjoyable and stimulating and reflect their needs.
- Safe places where they can meet and make friends develop their social skills and build their self confidence.
- Activities and places where the young person's voice is heard, and where they have the opportunity to make a difference to their local communities.
- Access to information, advice and guidance when they need it.
- Activities that are delivered in partnership with other organisations, for example professional sports coaches and tournaments, musicians and music workshops, or joint working with the police and community safety initiatives.

#### For young people who may be vulnerable, in need or at risk:

- Day trips or short residential breaks to provide a break from their everyday lives.
- Activities which celebrate and affirm the identity of young people from black and minority ethnic communities, young people who are lesbian, gay, bisexual or transgender or have a disability.

- Targeted programmes, including diversionary programmes, informal accredited learning and opportunities to consider and be challenged about risk taking or anti social behaviour.
- Individual and group work support to help young people dealing with issues in their lives such as domestic violence, sexual health, substance misuse, and relationships to enable them to relate well to each other.
- Clear referral pathways so those most in need or at risk receive the professional help and protection they need including support to engage their families with appropriate services.

#### For parents and carers:

- Knowing what is available for their children and where it is located.
- Being able to access support and advice themselves when family life is chaotic or challenging.

#### For communities:

- Volunteering projects that engage young people to enable them to feel a part of their neighbourhood.
- Showcasing community events and mini-projects that bring different generations together to share experiences, develop relationships and improve understanding.
- Initiatives which focus on particular issues of shared concern, especially local outreach services to address anti-social behaviour.

#### For schools and colleges:

- Joint working to identify and support those vulnerable young people who would most benefit from group work programmes where they can discuss their issues and where professionals can provide support and, where necessary, challenge behaviour.
- Joint working with other providers to promote and provide positive activities together.

#### Legislation and Statutory Guidance:

The United Nations Convention on the Rights of the Child (UN, 1989) and the Children's Act 1989 recognise the government's duty to ensure that all young people who are capable of forming their own views have the right to express them freely in all matters that affect them.

The statutory guidance on Section 507B Education Act 1996 sets out the requirement that all local authorities should provide sufficient positive leisure time activities for its young people which promote their wellbeing and are delivered using youth work methods and approaches.

## Policy and professional standards:

The core principles of youth work are: empowerment; participation; equality of opportunity; voluntary engagement; and informal education.

The following summary of key principles has been taken from National Youth Association (October 2010), C4E0 (September 2010), DoH (2007), DfES (2006) and Community Engagement Framework 2009 for Brighton & Hove:

- Opportunity, availability and accessibility should be equable for all young people.
- Service provision should improve the learning environment and (re)engage young people in education and learning where appropriate.
- Services should work with young people and families and carers.
- Additional support should be provided for young people who are vulnerable or have additional needs including those from protected groups including young people who are disabled, from black or minority ethnic communities, lesbian, gay, bisexual or transgender, who want to have the choice of being able to access universal services or specialist services.
- Information about services should be accessible for both young people and their parents/carers. It should be clear, precise, show the benefit of the provision and be kept up to date.
- Young people should be included in decision making including the design, promotion and delivery of services and activities and their feedback should be requested, listened to and acted upon.
- Young people should play an active part in their local communities. All community engagement activity will have clarity of purpose and be clear about what difference it will make to the community.
- Services working with young people should be efficient, of high quality and have a skilled workforce
- Hear by Right standards (National Youth Agency & Local Government Association, 2008) promote best practice on safe, sound and sustainable participation of young people in the decision making process about the services they take part in.

This strategy also takes into account the government statement issued in December 2011 on Positive for Youth: A new approach to cross cutting policy for young people aged 13 – 19.

## **Appendix 2: Joint Commissioning:**

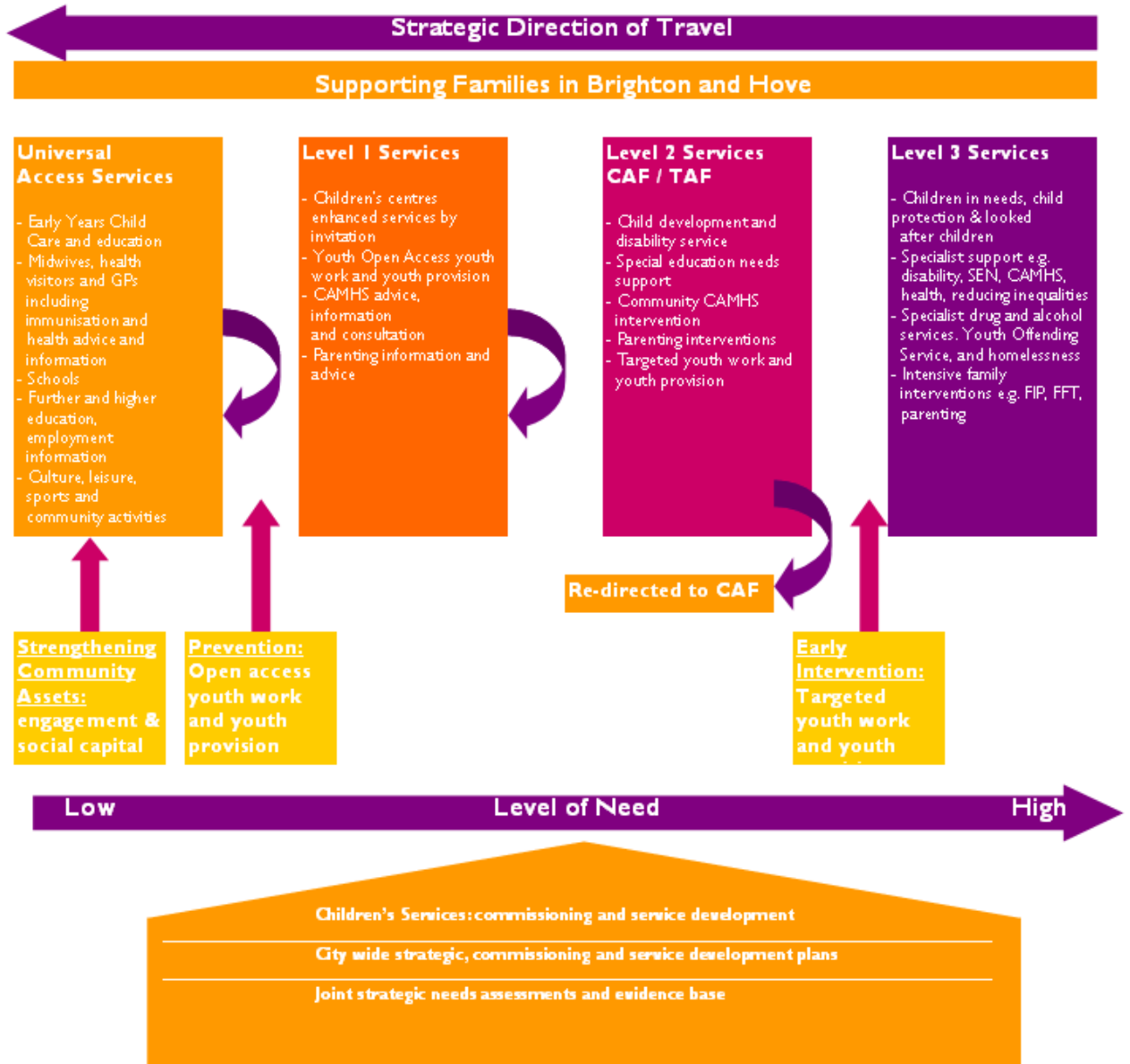
### **1. Joint commissioning framework for services for young people:**

<b>A city where teenage years are safe and rewarding and where young people are supported to achieve their full potential:</b>	
<b>Commissioned activities or services</b>	<b>Outcomes</b>
<p><b>Universal services for young people:</b></p> <p>Sports, leisure, and cultural activities, extra-curricular activities in schools, the work of community organisations, uniform and faith groups and services provided by the voluntary, independent and commercial sectors.</p>	
<p><b>Open access youth work and youth provision:</b></p> <p>Youth work programmes providing constructive leisure and informal education activities for all young people. Based on a youth work curriculum and values the programmes will include positive activities and individual support to enable young people to take full advantage of the leisure, education and training opportunities available to them.</p>	<p>Family and community stability is improved through early intervention services that enable parents, carers and young people to develop their relationships and behave in a responsible way.</p> <p>The resilience of young people, especially those who are vulnerable or at risk, is improved through advice and targeted early intervention services that increase their confidence, self-esteem, motivation and also their ability to communicate and deal with conflict, adversity and the challenges of adult life.</p>
<p><b>Targeted youth work and youth provision:</b></p> <p>Youth work group and/or individual programmes providing early intervention support to young people in need or likely to be involved in risky or anti-social behaviour.</p> <p>Dedicated provision for young people who have a disability or special educational needs, are from black and minority ethnic communities or are lesbian, gay, bisexual or transgender.</p>	<p>Young people have the opportunity to be active citizens, participate in community activities and shape the services that affect their lives so that values, expectations and responsibilities are shared and understood.</p> <p>Young people are able to enjoy their leisure time, using the opportunities on offer through open access youth provision and through the cultural, sports and other positive activities on offer across the city, so that they are inspired and challenged.</p>

**Specialist services for young people:**

For young people who are in significant need or who are at risk including child protection, mental health, drug and alcohol misuse, youth offending, and housing services

**2. Integrated care pathway - Supporting Families in Brighton and Hove:**



### 3. Baseline summary: current commissioning activity and investment

Area	Budget 2011/12	Youth Work Outcomes				Pathway				Activity
		Better use of leisure time	Improving Resilience	Active citizenship, Participation and Engagement	Better Family and Community Stability	Universal Services for young people	Open access youth work and youth provision	Targeted Youth work and Youth Provision	Specialist Services for Young People	
Commissioning Area	Budget 2011/12									Commissioning Activity
Culture and Arts	£180,000	✓	✓	✓		✓				WhiteNight (£10K); Brighton Dome and Festival (£150k); Express Network (£5K); Annual Grants (£15K).
Teenage Pregnancy	£718,800		✓		✓			✓	✓	CASH (Contraception and Sexual Health ) Services across the city and with vulnerable groups, Teenage Pregnancy prevention post, Young Women's Health post ) termination prevention), school based health drop-ins, screening and interventions across vulnerable groups, early years support to young parents,

										accommodation support for young parents, young parenting course, re-integration support for school aged parent, specialist midwifery support.
Health Promotion	£190,500 public health		✓			✓		✓		
Children's Mental Health and Disability	£552,600	✓	✓		✓				✓	206,000 Teen to Adult Personal Advisor Service (TAPAS) service within Sussex Partnership Foundation Trust (SPFT) 14-25 age range 29,000 Impact initiatives counselling 13-25 46,600 Youth Advice Centre (YAC) 80,000 befriending disabled children 191,000 youth holiday scheme-disabled children
Young Carers	Total - £98,000	✓							✓	Young Carers aged 8-17 years Young Carers Team at Carers Centre jointly funded Adult Social Care (ASC) £29.5K Children's Services £18K PCT £16.5K Young Carers Schools Worker PCT funded £18K Young Carers Needs Ax and Reviews spot purchased from Young Carers Team budget £16K

HIV Prevention	£33,000		✓						✓	Specific HIV prevention work with LGBT young people.
Take Part	£35,000	✓		✓	✓	✓		✓		
Sports facilities	Contract sums	✓				✓		✓		Ongoing partnership with Freedom/Mytime as part of 10 year contracts
Substance misuse	Total £192,656		✓			✓	✓		✓	Young Peoples Substance Misuse Tier three treatment service – Ruok Contribution to tier 2 prevention
Housing	£1,185,654	✓	✓	✓	✓			✓	✓	Accommodation projects for young people
Community Safety	£3.1m on whole community safety budget  Total for Children and Young People - £952,450		✓	✓	✓			✓	✓	Substance misuse worker at ruok = £40k, Anti-Social Behaviour (ASB): £324k - U18's (10% of total Asb budget) U25 goes up to 50%.. Family Intervention Project (FIP) £610k total and 70% on under 18's, 80% under 25's. hate crime £398k - only 5% on young people, sexual violence £106k total and only 5% under 18's and 40% under 25's. Domestic Violence (DV) £545k 50% for under 25s, 25% under 18's.
Community Engagement	Total - 400k	✓	✓	✓	✓	✓	✓	✓	✓	Continued Community Development Commissioning
Youth Crime Prevention	Total £350,000	✓	✓	✓	✓			✓	✓	Delivery of a youth crime prevention team/resources.



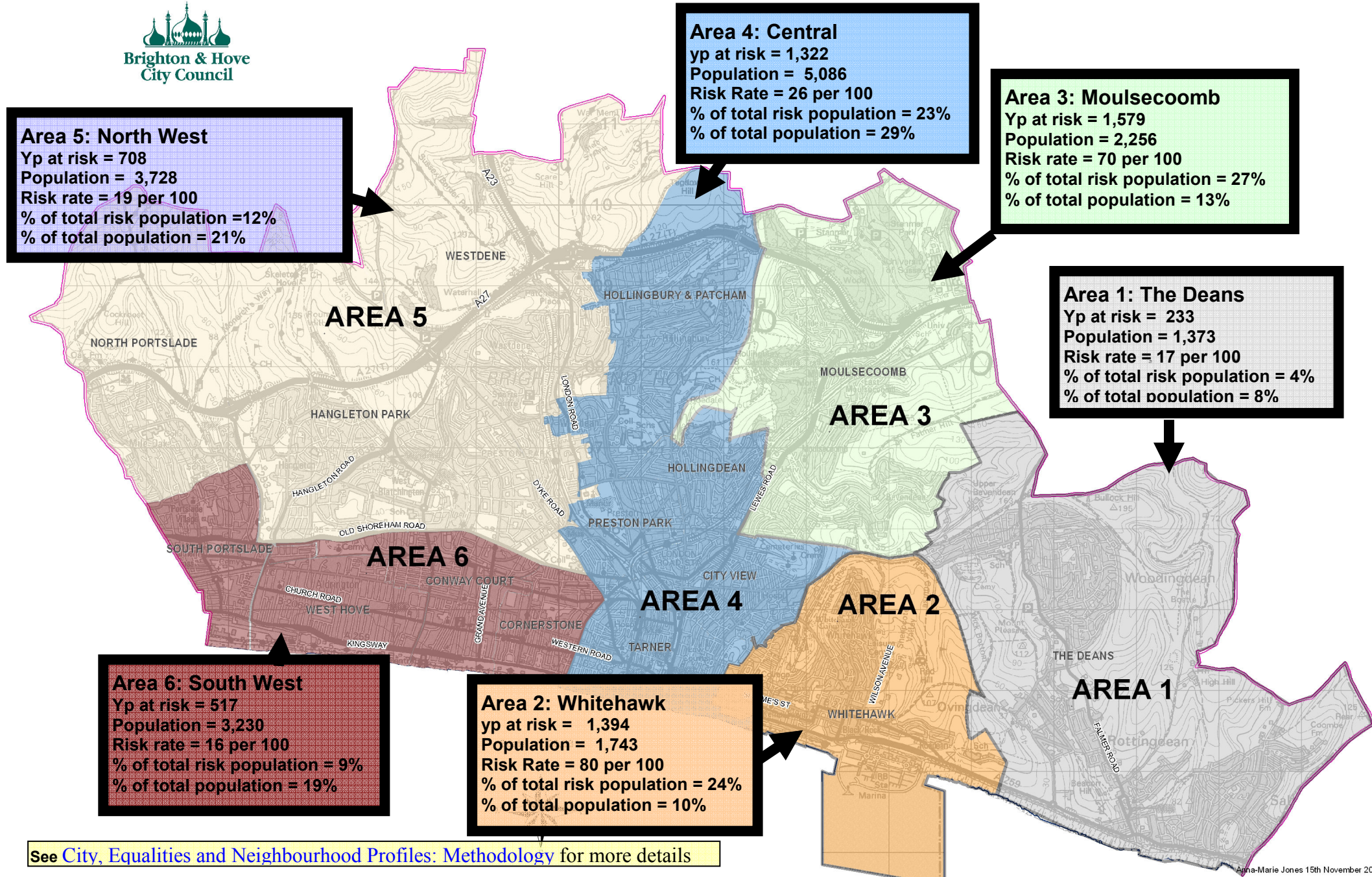


### **Appendix 3: Integrated youth work and youth provision city and neighborhood profiles and performance frameworks.**

This section presents 4 items

1. Youth work and youth provision map by proposed neighborhoods and showing the distribution of young people at risk by each neighborhood
2. An illustrative youth work and youth provision neighborhood profile - Area 3 (Moulescoomb)
3. The corresponding neighborhood framework'
4. The city youth equalities profile (the city youth equalities performance framework will be developed to complement the neighbourhood frameworks).


# Youth Work and Youth Provision Neighbourhoods



See [City, Equalities and Neighbourhood Profiles: Methodology](#) for more details

The full set of neighbourhood profiles can be found here: [City Equalities and Neighbourhood Profiles \(2012\)](#). Below is an example taken from Area 3 (Moulescoomb).

**Example of a youth work and youth provision neighborhood profile**

<b>Young People and Place Data AREA 3</b>	
	
<b>Covering Children Centre Areas</b>	<ul style="list-style-type: none"> <li>● Moulescoomb</li> </ul>
<b>Social Capital &amp; Community Assets</b> <i>(this includes community groups and networks, volunteering and local forums within each area and/or linking to other areas and the city as a whole)</i>	
<ul style="list-style-type: none"> <li>● Be Vocal Youth Forum</li> <li>● Young People’s Activity Group</li> <li>● 67 centre</li> <li>● Trust for Developing Communities – Bevendean</li> </ul>	
<b>Youth Work and Youth Provision</b> <i>(local youth centres, facilities and meeting places)</i>	
<p><b>Universal Access Services:</b></p> <ul style="list-style-type: none"> <li>● Brighton Aldridge Community Academy (BACA)</li> <li>● Patcham High School</li> <li>● Moulescoomb Community Leisure Centre</li> </ul> <p><b>Open access youth work and youth provision:</b></p> <ul style="list-style-type: none"> <li>● BHCC youth work from 67 centre</li> <li>● Youth Employability Service @ 67 Centre</li> </ul> <p><b>Targeted youth work and youth provision &amp; Specialist</b></p> <ul style="list-style-type: none"> <li>● BHCC targeted youth work from 67 centre</li> <li>● TAPA workers @ 67 centre</li> <li>● Targeted Teenage Pregnancy Prevention worker @ 67 Centre</li> </ul>	
<b>Local challenges/Issues</b>	
<p><b>Issues identified in Brighton &amp; Hove’s Director of Public Health Report (2010)</b></p> <ul style="list-style-type: none"> <li>● Above average levels of crime and anti-social behaviour</li> <li>● High proportion of adults with low or no qualifications</li> <li>● Education vulnerabilities for young people</li> <li>● Poorer than average health outcomes</li> <li>● High barrier to housing and services</li> </ul>	

<b>Issues identified by young people</b>	
<ul style="list-style-type: none"> <li>• Community safety: park lights, cleaner parks/public spaces</li> <li>• Community safety: policing and anti-bullying</li> <li>• Environment: waste collection and recycling</li> <li>• Housing: waiting lists and priority housing</li> <li>• Education: affordability and life skills</li> <li>• Finance: affordability <ul style="list-style-type: none"> <li>1. Public transport</li> <li>2. Education</li> <li>3. Access to services</li> </ul> </li> <li>• Transport to and from school is a problem, the journey involves changes and often results in being late for school.</li> </ul>	
<b>Demography</b> <i>(Note: counts are based on 13-18 year olds unless stated otherwise)</i>	
<b>Number of LSOAs in top 20% most deprived LSOAs in England</b>	<b>Proportion of 13-18 population living in top 20% most deprived LSOAs</b>
7	66%
<b>0-24 year olds population</b>	13,575
<b>13-18 years population</b>	2,256
<b>Age</b>	
13-15	746 (33%)
16-18	1,510 (67%)
<b>Gender</b>	
Male	1,058 (47%)
Female	1,198 (53%)
<b>Black &amp; Minority Ethnic Community</b>	204 (13%)
<b>Young people at risk on Aspire</b>	Total of 1,100 (70%)
YP with substance misuse issues	15
Young people involved in offending	91
Teenage Parents and pregnant teenagers	16
Young carers	16
Young people with social care involvement	68
In the top 20% most deprived LSOAs	1,034
Young people not in Education, Employment or Training (NEET)	94
<b>Children identified as having an initial assessment (IA), Child in Need (CIN), on a Child Protection Plan (CPP) or Looked After in Care (LAC)</b>	89
<b>IA</b>	6
<b>CIN</b>	41
<b>CPP</b>	7
<b>LAC</b>	35
<b>Special Educational Needs Statements</b>	88

For details on the calculations see: [City, Equalities and Neighbourhood Profiles: Methodology](#).

**For each area there is a corresponding Performance Framework, see the following links:**

[Services for young people performance framework: Area 1 The Deans](#)

[Services for young people performance framework: Area 2 Whitehawk](#)

[Services for young people performance framework: Area 3 Moulescoomb](#)

[Services for young people performance framework: Area 4 Centre Strip](#)

[Services for young people performance framework: Area 5 North West](#)

[Services for young people performance framework: Area 6 South West](#)

An example of a Performance Framework is taken from Area 3 (Moulescoomb) follows:

**Example of a services for young people performance framework for Area Three: Moulsecoomb**

Commissioning Strategy Outcome	2012-13 Performance Indicators (and measurement process)	Performance Indicator targets (to be negotiated with providers)
<p>Family and community stability is improved through early intervention services that enable parents, carers and young people to develop their relationships and behave in a responsible way</p>	<p>Increase in numbers of 11-16 year olds reporting they have participated in an out of school activity led by an adult in the last 4 weeks (Safe and Well School Survey)</p> <p>Increase in the percentage of young people who believe that people from different backgrounds get on well together in their local area. (Safe and Well School Survey)</p> <p>Increase in the percentage of people feeling safe in the daytime and after dark in their local area. (Safe and Well School Survey)</p> <p>Families receive an appropriate youth work family intervention as a result of the Common Assessment Framework and report improvements in their relationships within the family(Where Are You Now tool)</p>	<p>Year one baseline to be established (SAWSS 2011) with 5% increase year on year</p> <p>Year one baseline to be established (SAWSS 2012) with 5% increase year on year.</p> <p>Year one baseline to be established (SAWSS 2011) with 5% increase year on year.</p> <p>80% of young people in receipt of Common Assessment Framework / parenting support</p>
<p>The resilience of young people, especially those who are vulnerable or at risk, is improved through advice and targeted early intervention services that increase their confidence, self-esteem, motivation and also their ability to communicate and deal with conflict, adversity and the challenges of adult life</p>	<p>Young people (with three or more risk factors) accessing commissioned youth service sessions attend 4 times or more times in a year and become a participant. (Aspire)</p> <p>Young people (participants with 3 or more risk factors) report improvement in soft skills as a result of the delivery of the Youth Curriculum:</p> <ul style="list-style-type: none"> <li>• Sex and relationship</li> <li>• Substance misuse</li> <li>• Risky and challenging behaviours</li> <li>• Raising aspirations, participation and empowerment.</li> <li>• Emotional, physical and social well being and independence.</li> </ul> <p>(Aspire)</p>	<p>310* young people aged 13-18 years with three or more risk factors</p> <p>100% of participants</p>

	<p>Participants (with three or more risk factors) receive an accredited outcome (Aspire)</p> <p>Young people (with three or more risk factors) demonstrate a distance travelled and reduction of risk (Where Are You Now tool)</p> <p>Young parents to access Employment, Education and Training opportunities within the city. (Aspire)</p> <p>Young parents to achieve Level 1 qualifications in numeracy and literacy. (Aspire)</p> <p>Sexually active young people report using contraception effectively (Service User Survey)</p> <p>Young people identified as using substances/alcohol report a reduction in their use. (Service User Survey)</p> <p>Young people who have been involved in crime / ASB report a reduction in their involvement in crime / ASB. (Service User Survey)</p> <p>Young people have an Improved ability to speak freely about domestic violence by creating a safe environment that leads to an increase in their physical and emotional safety. (Service User Survey)</p> <p>Redirected Common Assessment Frameworks will be allocated by the in-house youth service to appropriate destinations. (Aspire)</p>	<p>50% of participants</p> <p>80% of participants; 100% of participant with a Common Assessment Framework</p> <p>60% of teenage parent participants</p> <p>40% of young parent participants</p> <p>80% of group work / 1:2:1 participants</p> <p>80% of group work / 1:2:1 participants</p> <p>80% of group work / 1:2:1 participants.</p> <p>80% of group work / 1:2:1 participants.</p> <p>100% of CAFs</p>
--	--	---

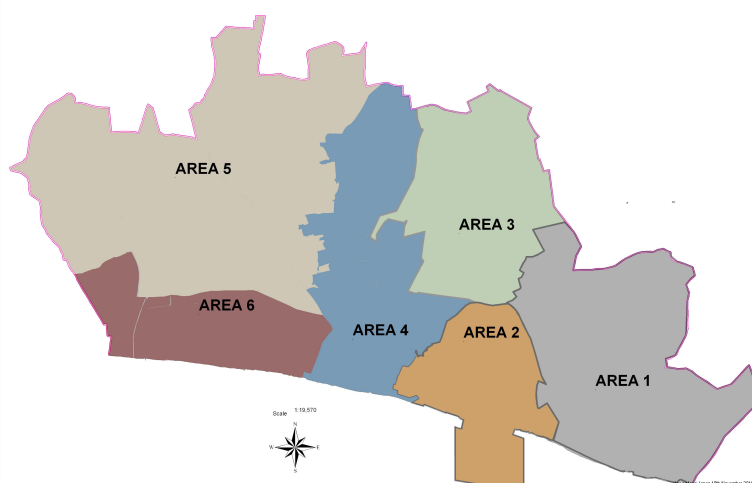


<p>Young people have the opportunity to be active citizens, participate in community activities and shape the services that affect their lives so that values, expectations and responsibilities are shared and understood</p>	<p>Young people are fully involved in service planning, development, evaluation and decision making (Aspire / Hear by Right Outcome/ Youth Survey)</p> <p>Young people demonstrate service user experience</p> <p>Young people are involved in volunteering opportunities (Aspire)</p> <p>Young and older people who have participated in intergenerational events report improved perception of young people issues. (Feedback survey)</p> <p>Young people can show they have contributed to or influenced their community reflecting the local challenges and issues identified. (Ask yp or providers how to measure)</p> <p>Celebratory events are provided (Aspire/Audit/Duke of Edinburgh Monitoring System)</p> <p>Access to a youth forum linked to the Youth Council is arranged (Aspire)</p>	<p>50% of participants.</p> <p>4 times per year</p> <p>3 within each youth access point at the centre.</p> <p>80% of total attendees.</p> <p>To be negotiated</p> <p>1 youth arts festival 1 Duke of Edinburgh gold award ceremony per year 1 Duke of Edinburgh Bronze / Silver award ceremony per year 1 Youth award presentation ceremony per year</p> <p>1</p>
<p>Young people are able to enjoy their leisure time, using the opportunities on offer through open access youth provision and cultural, sports and other positive activities across the city, so that they are inspired and challenged</p>	<p>Young people report involvement in out of school activities (Annual Youth Survey)</p> <p>Young people know where to go to find activities to do and how to access opportunities (Annual Youth Survey)</p> <p>Young people (representative of the area demographic including risk profile) accessing the youth sessions attend 4</p>	<p>77% of survey respondents</p> <p>80% of survey respondents</p> <p>340* young people aged 13-18 years who match the area demographic including the risk profile</p>

	times or more in a year and become a participant. (Aspire)	
	Young people (representative of the area demographic including risk profile) report improvement in soft skills as a result of the delivery of the Youth Curriculum: <ul style="list-style-type: none"> <li>• Sex and relationship</li> <li>• Substance misuse</li> <li>• Risky and challenging behaviours</li> <li>• Raising aspirations, participation and empowerment.</li> <li>• Emotional, physical and social well being and independence.</li> </ul> (Aspire)	100% of participants
	Young people have increased skills in arts and culture, sports activities.(Aspire)	100% of participants
	Young people report that they are able to challenge bullying and prejudice. (Aspire)	100%of participants
	Increased knowledge and skills about forming and sustaining safe, equal and violence-free relationships. (Aspire)	100% of participants
	Participants (representative of the area demographic including risk profile) receive an accredited outcome. (Aspire)	30% of participants
	Young people report that they feel safe within the youth settings.(Quality Assurance Process)	100% quality assurance assessed.
	Positive activities are inclusive (Quality Assurance Process)	100% quality assurance assessed

\*Please note that the negotiation process around developing appropriate target levels for the number of young people accessing a combination of open access and targeted services will be based on the combined activity level of 650 (310 + 340) participants.

## Young People and Place Data City & Equalities



### **Social Capital & Community Assets** (*community groups and networks, volunteering and citywide forums*)

- Brighton & Hove Youth Council (BHYC)
- Children in Care Council (CICC)
- 12 Youth Forums

### **Youth Work and Youth Provision** (*local youth centres, facilities and meeting places*)

#### **Universal Access Services:**

- 8 Secondary Schools
- 6 Council sports and leisure facilities
- 150 Take part activities
- 200 Arts providers delivering Express Network

#### **Open access youth work and youth provision:**

- 6 BHCC Youth Centres including Youth Arts and Duke of Edinburgh
- 8 Community Voluntary Sector Youth Centres directly funded by BHCC
- 6 Youth Employability Service sites
- 3 Youth Information and Counselling (YIACS) services

#### **Targeted youth work and youth provision & Specialist:**

- Allsorts for Lesbian, Gay, Bisexual & Transgender young people
- Positive Activity and Short Break Services for Children and Young People with Disabilities and Young Carers
- Free swimming for Looked After Children and disabled young people.
- Young Carers Project
- Black and Minority Ethnic Young People's Project (BMEYPP)
- BHCC Detached Youth Project (Citywide)
- Teen to Adult Personal Advisor (TAPA) workers operating from 3 sites
- Targeted Teenage Pregnancy Prevention workers operating from 3 sites
- Young Women's Support Worker
- Support to young parents services
- Young People's Domestic Violence Service Support @ Rise
- Sexual Violence Support for Young People @ Survivors Network

- Befriending scheme for disabled young people
- Housing Support Services @ Sussex Central YMCA
- Youth Crime Prevention workers @ Youth Offending Service

### Local challenges/Issues

#### Issues identified in Brighton & Hove's Director of Public Health Report (2010)

- Poor results at GCSE level
- Poor mental health, health disability and years of life lost scores
- High proportion of divorced residents
- High levels of domestic violence
- High levels of substance misuse
- Low proportion of people part of decision making groups
- Relatively low levels of satisfaction with public services
- Poorer overall crime, anti-social behaviour and violent crime rates and child wellbeing crime scores
- Barriers to housing and services.
- Bullying in schools related to sexual/gender identity
- Levels of LGBT perceived safety in the city is poorer at night compared to the daytime
- LGBT people less likely to feel that their local area is inclusive.
- There are insufficient opportunities for carers to have time away from the caring role
- Approximately half of Brighton & Hove's carers feel lonely & isolated because of caring role
- Young carers are more likely to be dealing with safety issues related to caring for someone with a substance misuse problem

#### Issues identified by young people

- Community safety: park lights, cleaner parks/public spaces
- Community safety: policing and anti-bullying
- Community safety: relationship with police
- Community services: access to leisure activities (affordability & suitability)  
Community services: not enough leisure opportunities for young people with disabilities
- Community cohesion: negative perception of young people
- Community cohesion: social exclusion for young people from protected groups
- Environment: waste collection and recycling
- Employment: training and job opportunities
- Employment and training: transition from education
- Housing: waiting lists and priority housing
- Health: mental health issues
- Health: presentation and accessibility to information, advice and guidance
- Education: affordability and life skills
- Finance: affordability to
  1. Public transport
  2. Education
  3. Access to services

#### Demography (Note: counts are based on 13-18 year olds unless stated otherwise)

**Number of LSOAs in top 20% most deprived LSOAs in England**

35

**Proportion of 13-18 population living in top 20% most deprived LSOAs**

25%

<b>0-24 year olds Population</b>	86,157
<b>13-18 years population</b>	17,416
<b>Age</b>	
13-15	8,066 (46%)
16-18	9,350 (54%)
<b>Black &amp; Minority Ethnic Community</b>	2,416 (17%)
<b>Gender</b>	
Male	8,699 (50%)
Female	8,717 (50%)
<b>Faith</b>	10,290 Christian; 870 Other faith (Buddhist, Hindu, Jewish; Muslim, Sikh or other); 4,700 no religion.
<b>Young people living in poverty</b>	3,830 (22%)
<b>Young carers</b>	189
<b>Young homeless people</b>	242 (aged 16 & 17 years)
<b>Young people experiencing Domestic Violence in the household</b>	3,670
<b>Young people with a disability</b>	3,010 (aged 13-24 years)
<b>Young People who are Lesbian, Gay, Bisexual or Transgender</b>	2,900
<b>Young people in Emotional Health and Wellbeing service (Community CAMHS)</b>	1,740
<b>Young people with offending background</b>	654
<b>Young people at risk on Aspire</b>	Total of 4,320 (31%)
Young people with substance misuse issues	225
Young people with offending background	594
Young carers	125
Young people with social care involvement	398
Teenage parents and pregnant teenagers	97
In the top 20% most deprived LSOAs	3,481
Young people not in Education, Employment or Training (NEET)	439
<b>Children identified as having an initial assessment (IA), Child in Need (CIN), on a Child Protection Plan (CPP) or Looked After in Care (LAC)</b>	541
<b>IA</b>	32
<b>CIN</b>	227
<b>CPP</b>	63
<b>LAC</b>	219
<b>Special Educational Needs Statements</b>	557

**Appendix 4: preliminary governance framework for services for young people.**

<b>Joint Commissioning Board: services for young people</b>	- Establish representation or appropriate feedback mechanisms
<b>Youth Work and Youth Provision Delivery Arrangements</b>	- Representative(s) from the Youth Council and/or local and specialist forums/groups.
<b>Youth Council</b>	<ul style="list-style-type: none"> <li>- Review implementation and impact of the Services for Young People Joint Commissioning Strategy</li> <li>- Contribute to/participate in Quality Assurance Programmes</li> <li>- Contribute to/participate in development of educational/advice programmes e.g. peer discussion about sexual health and substance misuse</li> </ul>
<b>Neighbourhood and special interest Youth Forums</b>	- Review current arrangements including representation on Youth Council, connection to local communities and capacity to engage in the development of participatory budgets
<b>Delivery of youth work and youth provision</b>	<ul style="list-style-type: none"> <li>- Council compact, contracts and funding agreements specify all provision includes a youth steering group and/or similar arrangement to ensure participation by young people in the planning, delivery and evaluation of services</li> <li>- Development of young person led participatory budgets</li> </ul>
<b>Equality Impact Assessments</b>	- Participation by young people in regular assessments of commissioning and delivery arrangements

Appendix 5: Preliminary funding agreement timeline.

**Proposed timescale for new commissioning model for Youth Services where agreement starts 01 Oct 2012 – subject to change**

